


SPOOKY HALLOWEEN WEAVING CRAFT

You will need:



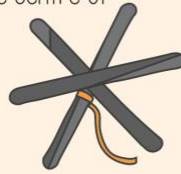
Step 1

Paint your lollipop sticks and glue into a star shape. Leave to dry.



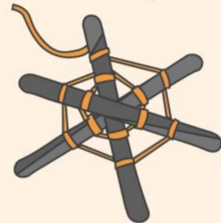
Step 2

Tie your spooky coloured wool to the centre of your star.



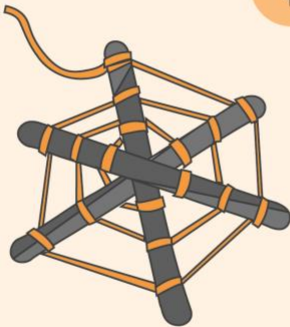
Step 3

Start wrapping your wool around the sticks, moving outwards.



Step 4

Knot the wool when you get to the end. Leave the tail long to hang your web decoration!



Tag us in your creations on social media at @museumofcarpet